

The Rabbit Sanctuary Shopping Guide



Welcome!

First of all, congratulations on your decision to adopt a bunny! We have so many wonderful rescue bunnies, waiting for a new home and ready to love you with all their heart.

As much as we want them to find a new home, we also need to make sure they will be happy, healthy and safe in their new environment. This is why we are asking you to show us how you plan to accommodate and feed your bunny.

To make it as easy as possible for you to get set up, and get all the right equipment and supplies right from the start, we have asked Pethomes to put together a [Pethomes Starter Pack](#), which gets delivered straight to your door and has everything you need to get pre-approved to adopt a bunny from The Rabbit Sanctuary. In addition to that, we have also developed this shopping guide – just in case you would like to explore more options.

How to use this shopping guide:

- Have a look at the equipment we recommend. These are just suggestions. You can buy other equipment, and you can buy from other suppliers. Just please make sure you don't buy any items that we do not recommend (see our 'Do-Not-Buy-List' further down below).
- As for the pellets and hay: These are NOT just suggestions. There are a lot of products on the market that are either low quality or even dangerous for rabbits. Therefore we ask that you pick one of the products we are listing here.
- If you choose to buy items from your list, you can pick either all the items from one option, or you can mix and match in whatever way you want! A good way to start is to think about:
 - Which items do I like?
 - What's my budget?
 - Do I want to buy my items in-store, online, or a bit of both?
 - Do I want everything from 1 supplier, or 2, or do I not mind purchasing from 3 stores?
- Your biggest investment is the play pen. Think about how you will use it:
 - Are you planning on using it for just the first weeks, and then let your rabbit free-roam most of the time or all the time? In this case a light-weight playpen is sufficient.
 - Are you planning on using the play pen to keep your rabbit in there on an ongoing basis for several hours during the day or night? In this case we highly recommend on of the heavy-duty pens that are bigger and give the rabbit more space.

Please note:

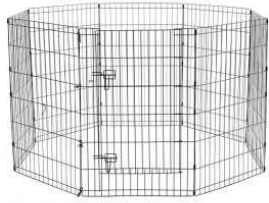


































- The prices in this list are correct as of June 2022.
- Items might not be always in stock – this is why we are providing several options.
- Items in this list have not only been picked based on their suitability, but also based on shipping costs (mostly free) and delivery times (leaving the warehouse in 1-3 days) – we have highlighted the items where this is not the case.

We hope you find this shopping guide useful, and are looking forward to seeing photos of your setup soon!

All the best

Kim Cooney

Shopping guide

	Pethomes Starter Pack	Petstation & Kogan	Petcircle & Amazon	Petstock & Bunnings	Petbarn & Kmart	Petshopdirect	Catch
Play Pen LxWxH in cm What to look for: 8 panels, 60-80cm wide, 70+ cm high Light-weight or heavy-duty	Pethomes Starter Pack Pethomes Starter Pack \$320  Rabbit Play Pen ❤️ 120x120x76	Kogan  PaWz 122x1.22x76 \$50 🟡 Pawever 160x160x80 \$90* i.Pet 160x160x80 \$143	Amazon  PaWz 122x1.22x76 \$54 PawMate 160x160x80 \$135 i.Pet 160x160x80 \$142	Bunnings  Selecta Pen Bunnings 160x160x78 \$152 ❤️	Kmart  Contour Exercise Pen 150x150x76 \$130	Petshopdirect  Large Puppy Pen 1m 154x154x101 \$170	Catch  Paws&Cl. 122x1.22x91 \$60 PawMate 160x160x80 \$135 PaWz 160x160x80 \$139 i.Pet 160x160x80 \$142
Play tunnel LxWxH in cm What to look for: Diameter approx. 25cm Should fit into playpen	Pethomes Starter Pack  Rabbit Fun Tunnel 120x25x25	Kogan  Floofi Pet Tunnel 35x25 each way \$21	Petcircle  Paws For Live Cat Tunnel 100x100x25 \$16	Bunnings  2-4 Seagrass Mats DIY: build a tunnel \$5 ❤️	Kmart  Cat Mat & Tunnel 96x45x28 \$15 ❤️	Petshopdirect  3 Way Tunnel 35x25 each way \$25	Catch  Paws&Claws Cat Tunnel 86x27x27 \$10 🟡
Litter tray LxWxH in cm What to look for: Length 50 cm	Pethomes Starter Pack  Rabbit Litter Tray 56x44x15cm ❤️	Kogan  Pawever Litter Box 49x38x19 \$15	Petcircle  Scream Litter Tray 50x35x14 \$21	Petstock  Moderna Litter Box 50cm \$22	Kmart  Litter Tray High Sides 50x38x20 \$15 ❤️	Petshopdirect  Crystal Pure Litter Tray 52x38x16.5 \$20	Catch  Paws&Claws Litter Tray 48x39x15 \$10 🟡
Water bowl What to look for: Diameter approx. 15cm Hard to tip over	Pethomes Starter Pack  0.6L Bowl with Clamp 12cm	Kogan  Ergonomic Bowl Large 13cm \$15	Petcircle  Ergonomic Bowl Large 13cm \$14	Petstock  Ergonomic Bowl Large 13cm \$14	Kmart  Kmart Ceramic Silicone 16cm \$8 ❤️ 🟡 Petbarn Terracotta Bowl 15cm \$20 ❤️	Petshopdirect  Vitapet Stone Bowl 18cm \$17	Catch  Maxwell Mezze Bowl 20cm \$15
Hay rack or Hay bag	Pethomes Starter Pack  Rabbit Hay Rack** 45x16x13cm ❤️	Kogan  Feeder Bag (2 or 4 holes) 46x27 4 holes \$21 🟡	DIY  Reusable shopping bag DIY: cut hole \$1-3 🟡	DIY  Reusable shopping bag DIY: cut hole \$1-3 🟡	Kmart DIY  Anko Flip Top Bin DIY: cut hole \$9	DIY  Reusable shopping bag DIY: cut hole \$1-3 🟡	Catch DIY  Anko Flip Top Bin DIY: cut hole \$9

Pet Carrier LxWxH in cm What to look for: Length approx. 50cm Hard shell recommended Can be used as hidey house!	Pethomes Starter Pack  Pet Travel Carrier 51x30x35	Kogan  Paws&Claws Pet Carrier 57x33x35 \$33	Amazon  Zeez Classic Pet Carrier 48x32x33 \$36	Bunnings  Pet Carrier 48x30x32 \$22 ❤️	Kmart  Pet Carrier 50x34x32 \$20 ❤️ 🍌	Petshopdirect  Catit Voyageur Small 48x33x28 \$50	Catch  Paws&Claws Pet Carrier 57x33x35 \$25 ❤️
Hidey house (OPTIONAL) LxWxH in cm	DIY  DIY Cardboard House \$0 🍌	Kogan  Scandi Pet Cottage 48x40x40 \$35 ⌚ ❤️	Petcircle  Purrfect Cardboard Kingdom per box 32x32x32 \$24 ❤️	DIY  DIY Cardboard House \$0 🍌	Kmart  Cat Scratcher House 60x38x36 \$9 ❤️	Petshopdirect  Purrfect Cardboard Kingdom per box 32x32x32 \$30 ❤️	Catch  Paws&Claws Cat Cave 40x35x37 \$30* ❤️
Litter CatMate 2kg 7kg 15kg Ozpet 2kg 10kg 15kg	Pethomes Starter Pack n/a ✓ n/a n/a n/a n/a	Petstation n/a \$17 n/a \$10 \$19 \$25	Petcircle n/a \$13 \$20 n/a \$23 \$30	Petstock \$5 \$17 \$27 \$10 \$24 \$30	Petbarn n/a n/a n/a n/a \$22 n/a	Petshopdirect n/a n/a n/a n/a \$22 \$28	Catch n/a \$19 \$23 n/a n/a n/a
Pellets Oxbow 2.25kg ★ Burgess 2kg ★ Vetafarm 1.5kg ★	Pethomes Starter Pack ✓ n/a n/a	Petstation n/a n/a \$11	Petcircle n/a \$26 \$14	Petstock n/a n/a \$18	Petbarn n/a \$30 n/a \$20	Petshopdirect n/a \$24 \$30 \$14	Catch n/a \$29* \$32* \$15*
Oaten Hay Oxbow 425g ★ Alfalfa King 545gr ★ Peters 2kg Friendly Earth 30L Torwood Farm 22L Petbarn 2kg	Pethomes Starter Pack n/a n/a ✓✓ n/a n/a n/a	Petstation \$17 \$17 \$11 n/a n/a n/a	Petcircle n/a n/a \$14 n/a \$18 n/a	Petstock n/a n/a \$16 n/a n/a n/a	Petbarn n/a \$22 n/a n/a n/a \$16	Petshopdirect n/a \$21 n/a \$18 n/a n/a n/a	Catch n/a \$20 \$15 n/a n/a n/a
Grass Hay Oxbow Timothy 1.13kg ★ Oxbow Timothy 4kg ★ Oxbow Blends 1.13kg ★ Oxbow Orchard 1.13kg ★ Alfalfa King Timothy 545g ★ Alfalfa King Timothy 1.8kg ★ Burgess Dried Grass 1kg ★ Burgess Long Stem 1kg ★ Burgess Dandelion 1kg ★ Peters Timothy 1kg Peters Tim&Rye 1kg Peters Pasture 2kg Friendly Earth Pasture 30L Torwood Farm Rye 22L	Pethomes Starter Pack n/a ✓ n/a n/a n/a n/a n/a n/a n/a n/a n/a n/a n/a	Petstation \$37 \$108 \$37 \$39 \$18 \$49 \$27 \$35 \$27 \$25 \$19 \$12 n/a n/a	Petcircle n/a n/a n/a n/a n/a n/a n/a n/a \$27 \$23 \$29 \$35 \$13 \$10 n/a \$19	Petstock n/a n/a n/a n/a n/a n/a n/a n/a n/a n/a n/a n/a n/a n/a n/a n/a n/a n/a	Petbarn n/a n/a n/a n/a n/a n/a n/a n/a n/a n/a n/a n/a n/a n/a n/a n/a n/a n/a	Petshopdirect \$43 \$110 \$43 \$43 n/a \$50 n/a n/a n/a n/a n/a n/a n/a n/a n/a n/a n/a n/a	Catch n/a n/a n/a n/a n/a n/a n/a n/a n/a n/a n/a n/a n/a n/a n/a n/a n/a n/a
Treat (OPTIONAL) Oxbow Apple & Banana Oxbow Carrot & Dill	Pethomes Starter Pack ✓ ✓	Petstation \$13 \$9	Petcircle n/a n/a	Petstock n/a n/a	Petbarn n/a n/a	Petshopdirect \$10 \$10	Catch n/a n/a

❤️ Very popular
★ Brand recommended by The Rabbit Sanctuary
🍌 Lowest price
🛒 In-store shopping
⌚ Expect delivery times of 7+ days (you can go with DIY in the meantime)

* Extra delivery fees apply (either because it's sold by a market partner, or it's a heavy item)

** You can also get this at IKEA (sold as [plastic bag dispenser](#)), where you also find a cute [bunny bed](#) (very popular).

Recommended hays and pellets:

Cereal Hay: Oaten, Wheat, Barley

 <p>Oxbow Oat Hay</p>	 <p>Alfa King Oat, Wheat Barley</p>	 <p>Peter's Oaten Hay</p>	 <p>Friendly Earth Oaten Hay</p>	 <p>Petbarn Oaten Hay</p>	 <p>Torwood Farm Oaten Hay</p>	 <p>Bale from produce store (Best value for money!)</p>	 <p>No name or other brands Check: Must be green, free of bugs and smell fresh</p>
--	--	---	---	--	---	--	---




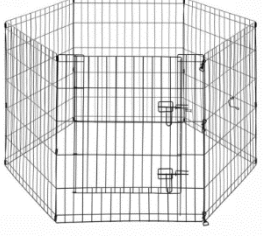
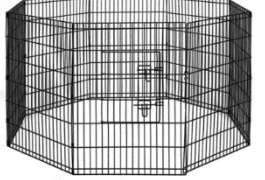
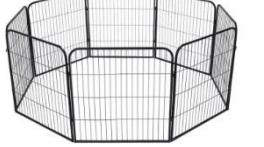













Grass Hay: Timothy, Orchard Grass, Botanical, Rye, Teff, Pasture ...

 <p>Oxbow Western Timothy Hay</p>	 <p>Oxbow Hay Blends (Timothy + Orchard Grass)</p>	 <p>Oxbow Orchard Grass Hay</p>	 <p>Oxbow Botanical Hay</p>	 <p>Burgess Excel Feeding Hay Dried Fresh Grass</p>	 <p>Burgess Excel Long Stem Feeding Hay</p>	 <p>Burgess Excel Timothy Hay+Dandelion+Herbs</p>
 <p>Alfa King Timothy Hay</p>	 <p>Peters Timothy & Rye Hay</p>	 <p>Peters Timothy Hay</p>	 <p>Peters Pasture Hay</p>	 <p>Friendly Earth Pasture Hay</p>	 <p>Torwood Farm Rye Hay</p>	

Pellets

 <p>Oxbow Essentials (Adult)</p>	 <p>Burgess Excel Nuggets (all variations)</p>	 <p>Vetfarm Origins</p>
---	---	---

Our Do-Not-Buy List

<p>Play Pen</p>	 <p>Hutches ✗ Too small</p>	 <p>Cages ✗ Too small</p>	 <p>Foldable pens ✗ Too small and chewable</p>	 <p>Play Pens with 6 panels ✗ Too small</p>	 <p>No step-through gate ⚠ Hard to get in and out unless you can separate the panels</p>	 <p>Play Pens 60cm high ⚠ Too low. Rabbit can hop over.</p>
<p>Litter tray & litter</p>	 <p>Triangular litter trays ✗ Too small</p>	 <p>Litter trays 40cm or less ✗ Too small</p>	 <p>Clay litter ✗ Toxic when eaten</p>	 <p>Clumping litter ✗ Toxic when eaten</p>	 <p>Crystal litter ✗ Toxic when eaten</p>	
<p>Water bowl</p>	 <p>Too small ✗ Bowls with a diameter of 10cm or less are too small</p>	 <p>Too unstable ✗ Bowls with this shape are too easy to tip over</p>	 <p>Too lightweight ✗ Lightweight bowls are too easy to tip over</p>	 <p>Drinking bottle ✗ Rabbits prefer water bowls</p>		
<p>Pellets & hay</p>	 <p>Mixes for "Rabbits and Guinea Pigs" ✗</p>	 <p>Mixes that are colourful and/or have seeds ✗</p>	<p>Nutrients: Fibre: 18% or less Protein: 16% or more Fat: 4% or more Calcium: 1% or more</p> <p>Mixes that do not conform to dietary requirements ✗</p>	 <p>Hay with hardly any green ✗ Little nutritional value</p>	 <p>Straw ✗ Has no nutritional value.</p>	

✗ If you send us photos of this item, we will ask to purchase a suitable alternative.

⚠ If you send us photos of this item, we will provide advice on how to make it work. You will most likely not be happy with this purchase!